



Counseling Referral *versus* BIT Reporting *What is the difference?*

Presented by Alvin Community College's
Behavioral Intervention Team (BIT) – 2011

Overview

- ▶ Today colleges are confronted with making difficult decisions about students or persons who may be distressed, suicidal, or threatening.
 - ▶ This number is increasing.
 - ▶ Today, colleges are taking a proactive approach in providing a system of referring, reporting and caring.
- 

Objectives

- Counseling issues/resources at ACC
 - Referring to Counseling Services
 - Reporting to the Behavior Intervention Team (BIT) and Campus Police
 - Defining examples of behavior to refer or report
 - Resources
- 

Counseling (Referral)

- ▶ In most student situations, care and concern will be enough to reassure the student, however, there will also be *non-threatening* student issues.


You can make a referral to a Professional Counselor on campus.

Counseling Issues: Students

- ▶ Express no career direction
- ▶ Display visible signs of self mutilation (cutting, burning, hair pulling)
- ▶ Show grief and bereavement issues
- ▶ Appear to be a victim of assault
- ▶ Show visible signs of anxiety and/or depression
- ▶ Show substance abuse or addiction problems
- ▶ Appear to need resources for shelter and food

Noticeable Issues


Instructor notices:

- ▶ Increasing withdrawal or isolation of a student
 - ▶ Increased disorganization and confusion;
unable to focus on topics
 - ▶ Outbursts of negative behaviors and/or crying
in the classrooms or hallways
 - ▶ Issues that are impacting their academic
success
- 

Counseling Resources

- ▶ Advising Services employs two full-time Licensed Professional Counselors (LPC's)
- ▶ LPC's assist students with personal issues that may impact their academic success
- ▶ Counseling services include:
 - Career counseling and assessments
 - Crisis intervention and short-term personal counseling
 - Referrals to community resources

Student Consultation and Referral

- It is recommended to consult with a Counselor or Director of Advising if you find:
 - You are dealing with a student in distress with problems beyond your level of comfort;
 - The boundaries of your role make it unwise to work with students on personal issues;
 - The student declines the referral and you remain uneasy about the situation
- 

Resources in Advising

- Stephanie Stockstill, Director of Advising Services at 281-756-3527 or
- Diana Stiles, LPC at 281-756-3534 or
- Julio Quiralte, LPC at 281-756-3535
- ▶ A face-to-face consultation can be arranged

Immediate Assistance

- Faculty/staff are encouraged to walk a **distraught** student to the Advising Services department in Building A. Place a phone call first so counseling services can be in place.
- For non-emergency situations the Counseling Referral form is located on G-Drive under Forms or <http://www.alvincollege.edu/bit/default.htm> or access form through Faculty Lounge in *MyBlackboard*, click on Student Concerns/Behaviors.
- This referral will be received in Advising Services immediately once submitted.

What is the Behavior Intervention Team (BIT)?

- ▶ ACC's BIT is a multidisciplinary and multijurisdictional team that meets and communicates regularly.
- ▶ The BIT is committed to improving community safety through a proactive, collaborative, coordinated, objective and thoughtful approach to the prevention, identification, assessment, intervention and management of situations that pose, or may reasonably pose, a threat to the safety and well being of the campus community.

Reporting to the BIT

- ▶ Reporting to BIT plays a secondary role to all urgent circumstances and should be contacted only after initial emergency notifications are made.
- ▶ Faculty and staff can report persons of concern to the Behavior Intervention Team (BIT) by submitting a form on-line at <http://www.alvincollege.edu/bit/default.htm> or through Faculty Lounge in *MyBlackboard*, click on Student Concerns/Behaviors or stop by Campus Police Department in Building H.
- ▶ The BIT will evaluate the reported behaviors and put in place a course of action or intervention.
- ▶ Reporting persons of concern depends on all faculty and staff.

Report Unusual Behavior to BIT

- ▶ Erratic behavior that disrupts the normal operation of the college or your classroom
- ▶ Strange or bizarre behavior including speech that is disjointed, slurred, fragmented and not based in reality
- ▶ Clearly noticeable changes in behavior, dress or personality from what was typical or standard for that individual
- ▶ The PERSON makes references verbally or written regarding suicide, homicide or death

Reporting Emergencies

- ▶ Reporters must contact ACC's campus police and/or 911 IMMEDIATELY if the individual:
 - Poses an immediate threat to self or others
 - Experiences a medical emergency (e.g. seizure, loss of consciousness)

Examples: Action To Take

- Student has written in their English paper they want to die, OR a PERSON is fascinated with death OR mentions a suicide plan.

Action: Call Counselors/Report to BIT immediately

- A PERSON is walking around campus talking strangely to himself and is carrying something.

Action: Call Campus Police/Report to BIT

- A PERSON appears confused and lost.

Action: Call Campus Police/Report to BIT

- A person expresses suicide ideation.

Action: Call Advising Services immediately and walk student over to Advising Services

Examples: Action To Take

- A PERSON has made a threat against a faculty or staff person.
Action: Call Campus Police/Report to BIT
- A PERSON is argumentative and disruptive and threats are made.
Action: Report to Campus Police/Report to BIT and your Department Chair
- A PERSON tells you their spouse has just texted them and is waiting for them in the parking lot and may hurt them.
Action: Call Police/Report to BIT immediately
- A PERSON has a negative attitude toward the rules.
Action: Report to BIT

Faculty Brochure

- The faculty brochure provides additional
- behavior examples, discusses levels of risk, recommendations for action and provides a reporting form.
- The brochure may be obtained at:
 - <http://www.alvincollege.edu/bit/default.htm>
 - Faculty Lounge in *MyBlackboard*, click on Student Concerns/Behaviors.
 - Campus Police in building H.
 - Office of your department chair.

After Hours Services

- ▶ For after hour's services faculty and staff can contact:
 - Campus Police Department (extension 3700 or 281-756-3700)
 - Fill out A BIT reporting form in the Police Department or on-line
<http://www.alvincollege.edu/bit/default.htm>

Summary

Counseling:

Refer distraught students for counseling.

BIT:

Report concerning behaviors on-line or directly to the Campus Police.

Emergencies:

Report emergencies or threatening behaviors to Campus Police immediately.

4-R's:

(Print and have accessible).

The 4 R's:

RECOGNIZE, RESPOND, REFER, and/or REPORT

- ▶ **Recognize**: Be familiar with and acknowledge symptoms of distress.
- ▶ **Respond**: Privately initiate contact with a student that is displaying symptoms of distress. Express your concerns in non-judgmental terms and listen to the student in a sensitive, non-threatening way.
- ▶ **Refer**: Know your limits as a help-giver; only go as far as your expertise, training and resources allow.
When a student needs more help than you are able or willing to give, it is time to make a referral by filling out a **Counseling Referral Form** at <http://www.alvincollege.edu/bit/default.htm> OR
- ▶ **Report**: Report your concerns and actions taken with a person of concern by going to **BIT Report Form** @: www.alvincollege.edu/bit; click on Student Concern/Incident Report.