
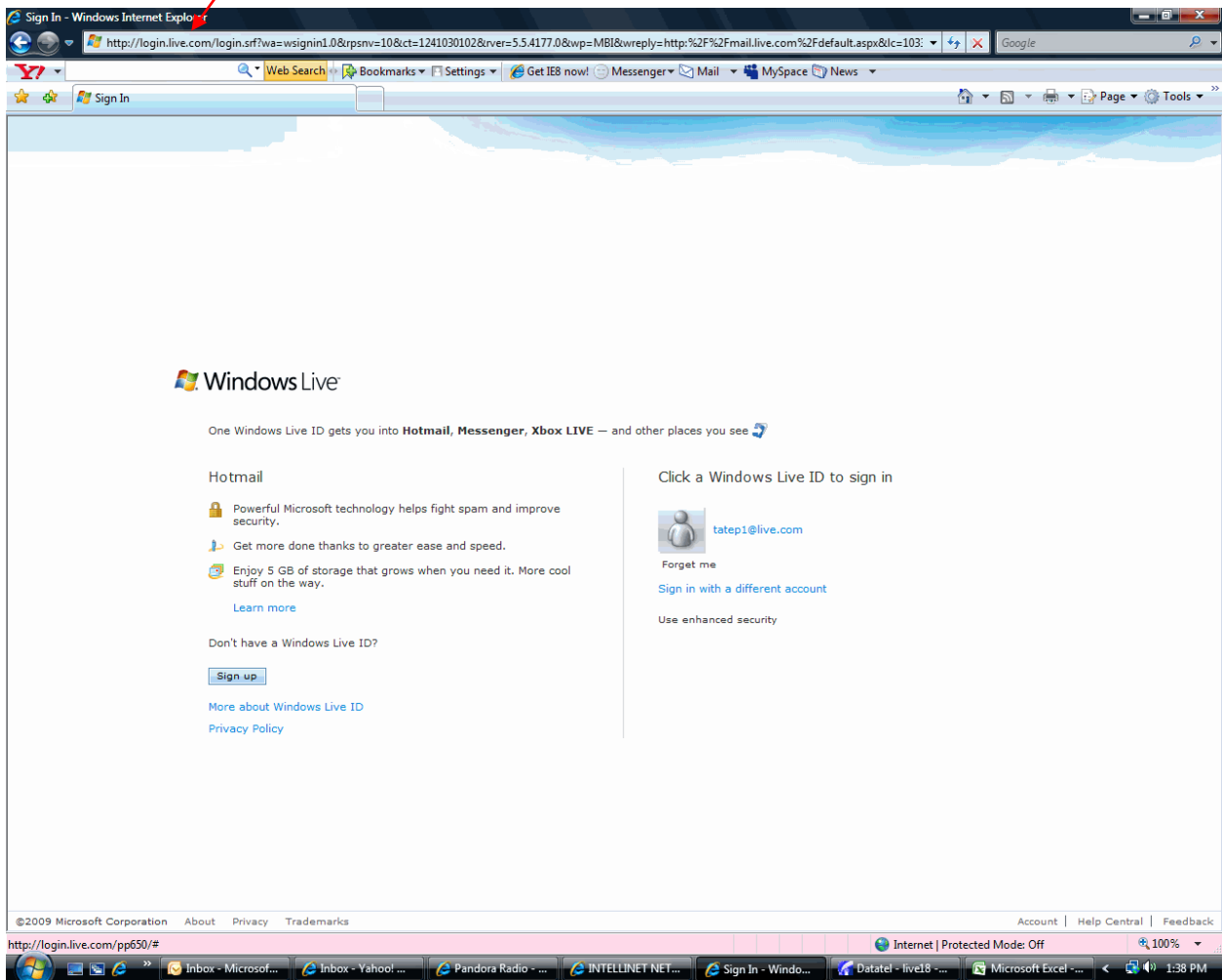
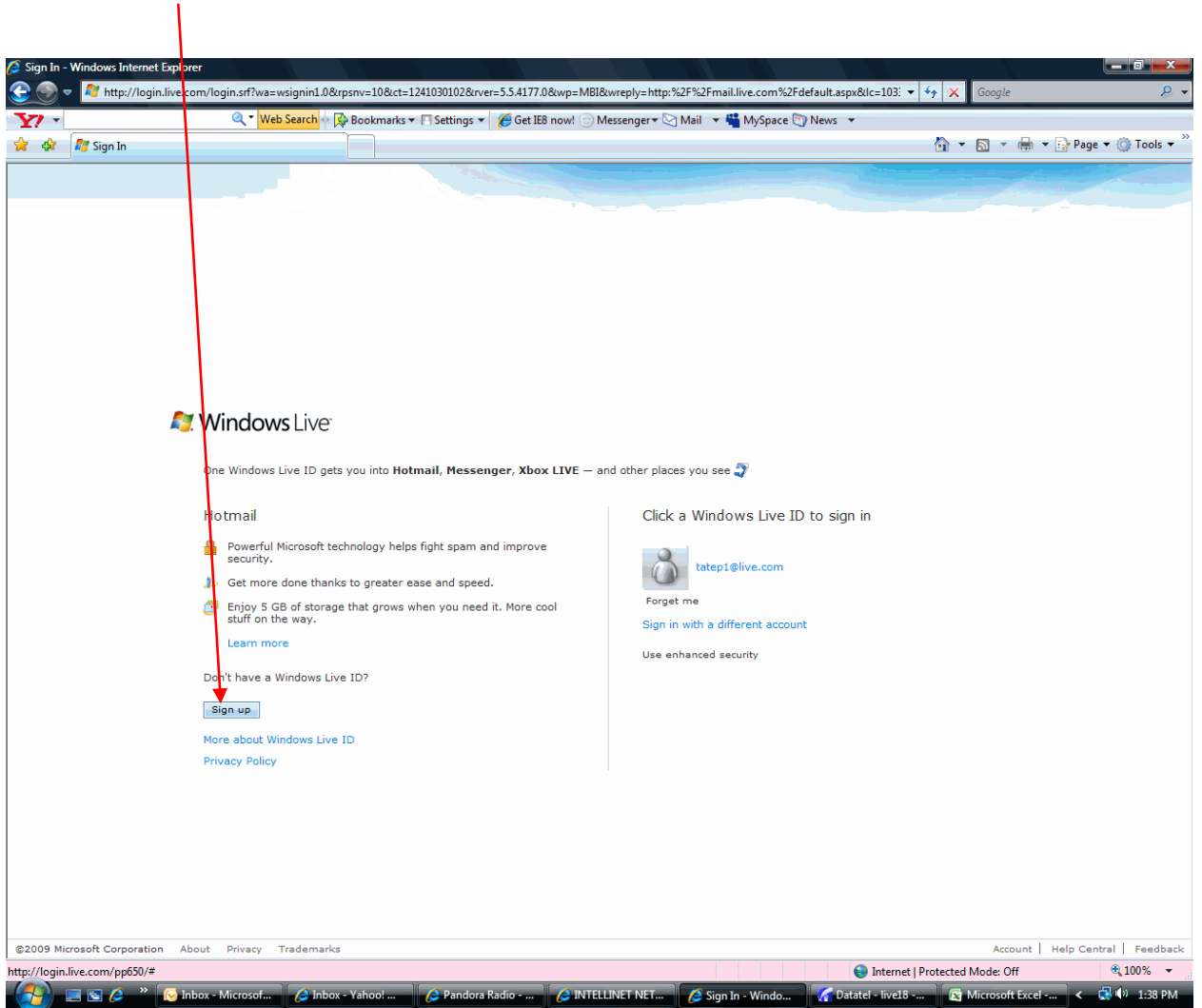


Setting up an Email Account in Hotmail

1. Find a computer or go to your computer at home.
2. Double click the Blue E 
3. Type in <http://www.hotmail.com> in the address bar and hit the Enter key.



4. Click on Sign Up



7. Congratulations you have created your account. Make sure you sign out when you are done.

Click here on Sign Out when you are done.

The screenshot shows a Windows Live Hotmail account page in Internet Explorer. The browser's address bar displays the URL: <http://by115w.bay115.mail.live.com/mail/TodayLight.aspx?newuser=yes&n=62780986>. The page features a navigation bar with links for Home, Hotmail, Spaces, OneCare, More, and MSN. A search bar is also present. The main content area includes a greeting "Hi, Tate!" for the user "tatep1@live.com", a mailbox usage indicator (1% of 5 GB), and a "MSN Today" section with various news items. A red arrow points from a text box to the "sign out" link in the top right corner of the page.

Windows Live Hotmail - Windows Internet Explorer

http://by115w.bay115.mail.live.com/mail/TodayLight.aspx?newuser=yes&n=62780986

Windows Live™ Home Hotmail Spaces OneCare More MSN Search the web

Tate sign out

Hotmail

tatep1@live.com

Inbox (1)

Junk

Drafts

Sent

Deleted

Manage folders

Hi, Tate! Wednesday, November 19

Mailbox usage: 1% of 5 GB

MSN Today

'Biggest Loser' Success Stories
Families share secrets to unlearning bad habits
More on MSN ...

- How to dine out & keep calories in check
- Fast, furious fitness craze

Also on MSN

- Finding love at the airport
- Gossip: Alba's life meaning
- 6 hottest beauty trends
- Most reliable car winners

007 technology
Real-world ideas from the Bond movies

No gift cards
Ideas for practical gifts they won't toss

Most Popular Features on MSN

- Timberlake on 'TRL' & 'SNL'
- Gossip: Is Paris cheating on Benji?
- Consumers win in Target vs. Wal-Mart battle
- How to get stylish date hair

Want to start with your inbox? To skip the Today page when you sign in, [change your settings.](#)

Hotmail questions? get answers


Privacy >

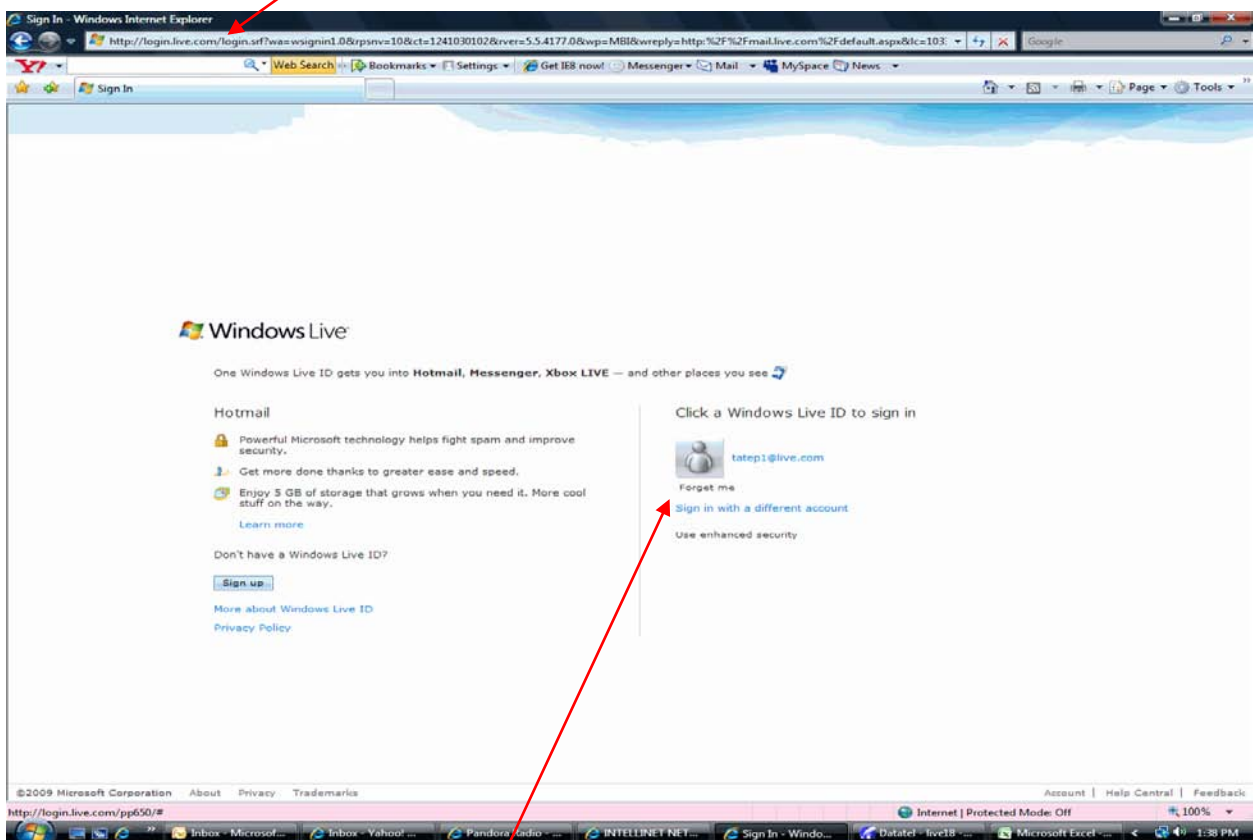
Internet | Protected Mode: Off 100%

Done

Inbox - Microso... INTELLINET NE... INTELLINET NE... Inbox - Yahoo... Windows Live H... Datatel - live18 ... Microsoft Excel ... 1:06 PM

How to Find and Read Your Email

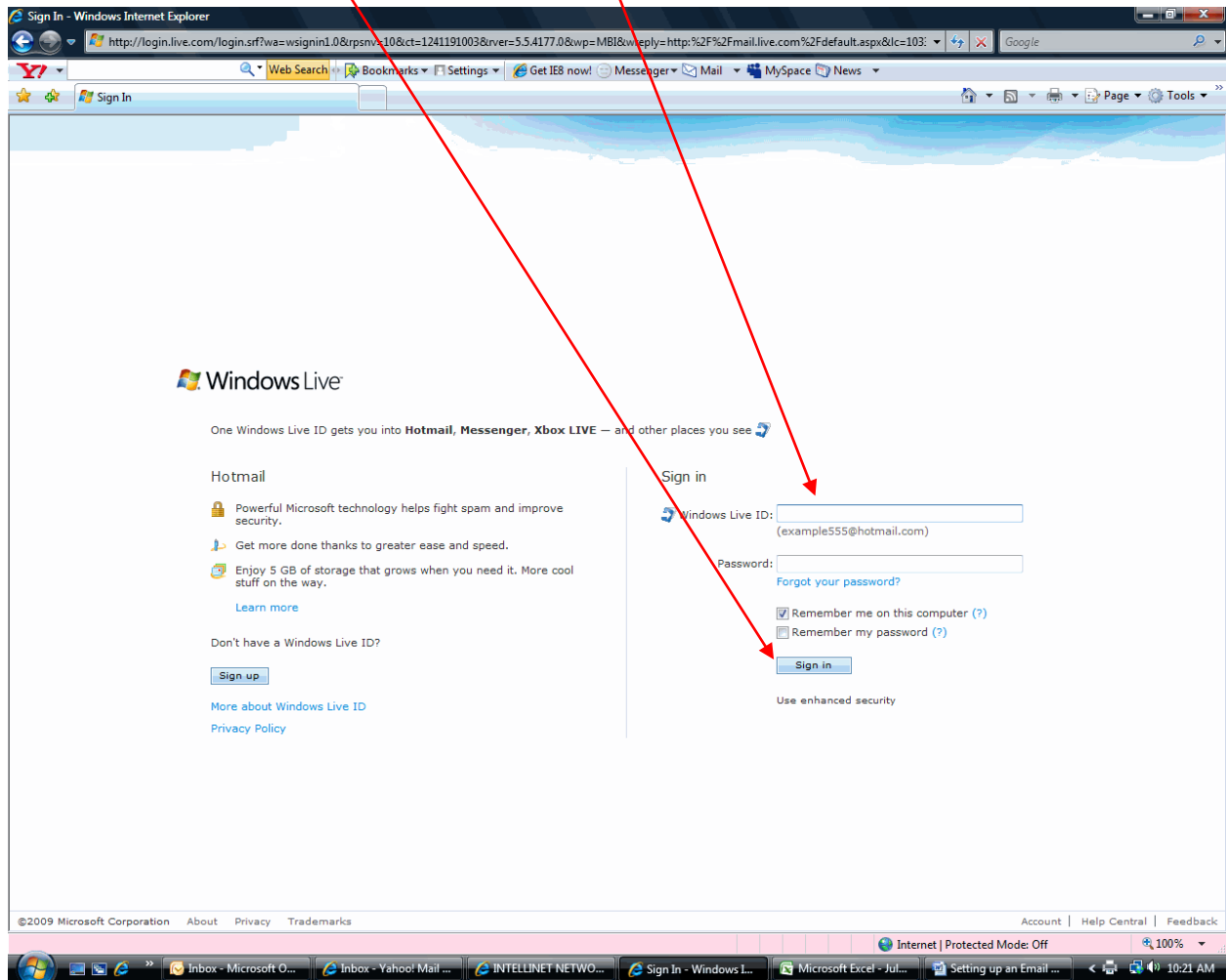
1. Find a computer or go to your computer at home.
2. Double click on the Blue E. 
3. Type in <http://www.hotmail.com> in the address bar and hit the Enter Key.



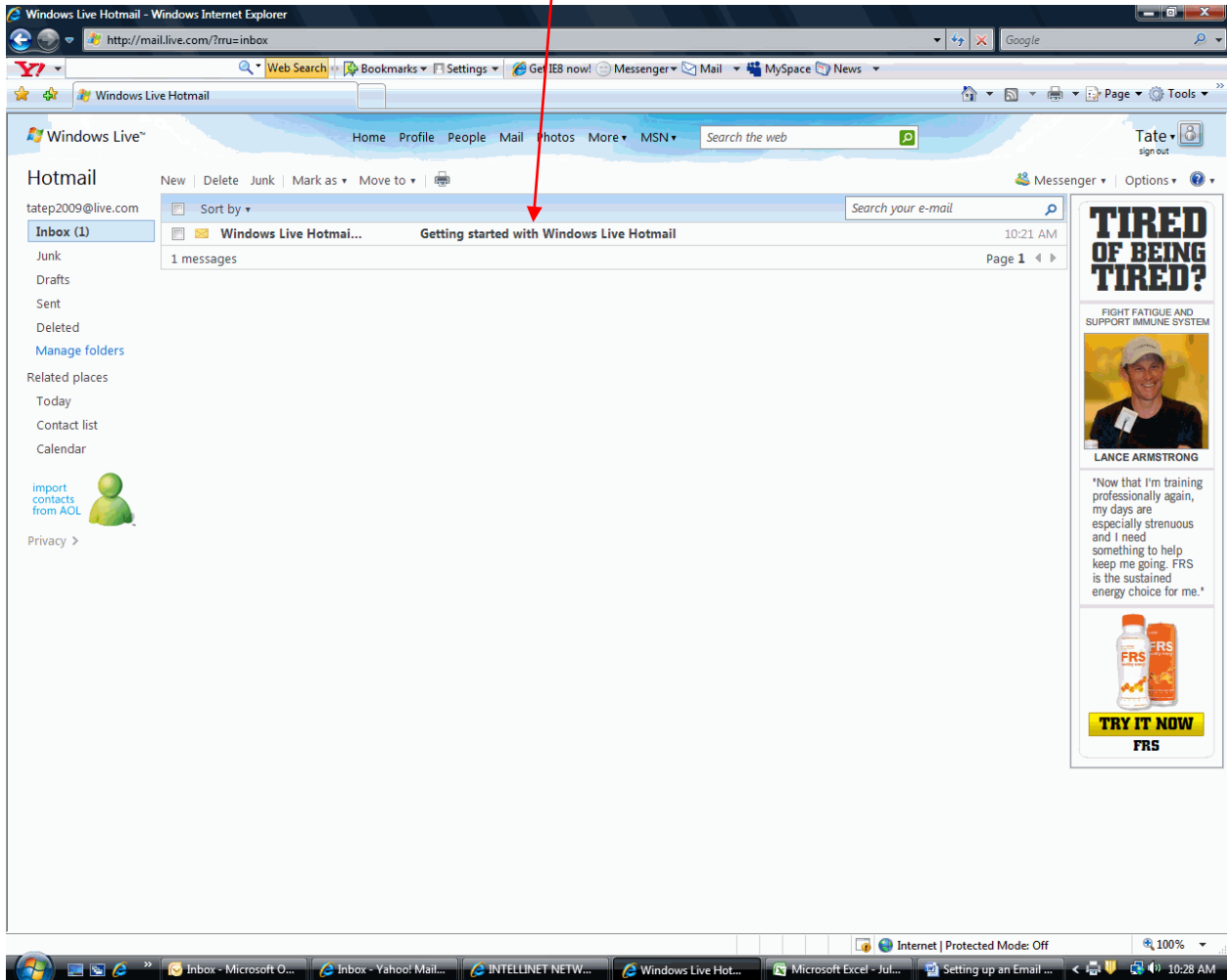
4. Click on your ID if it comes up or click on Sign in with a different user to enter your log in information.

5. Enter your User ID and Password.

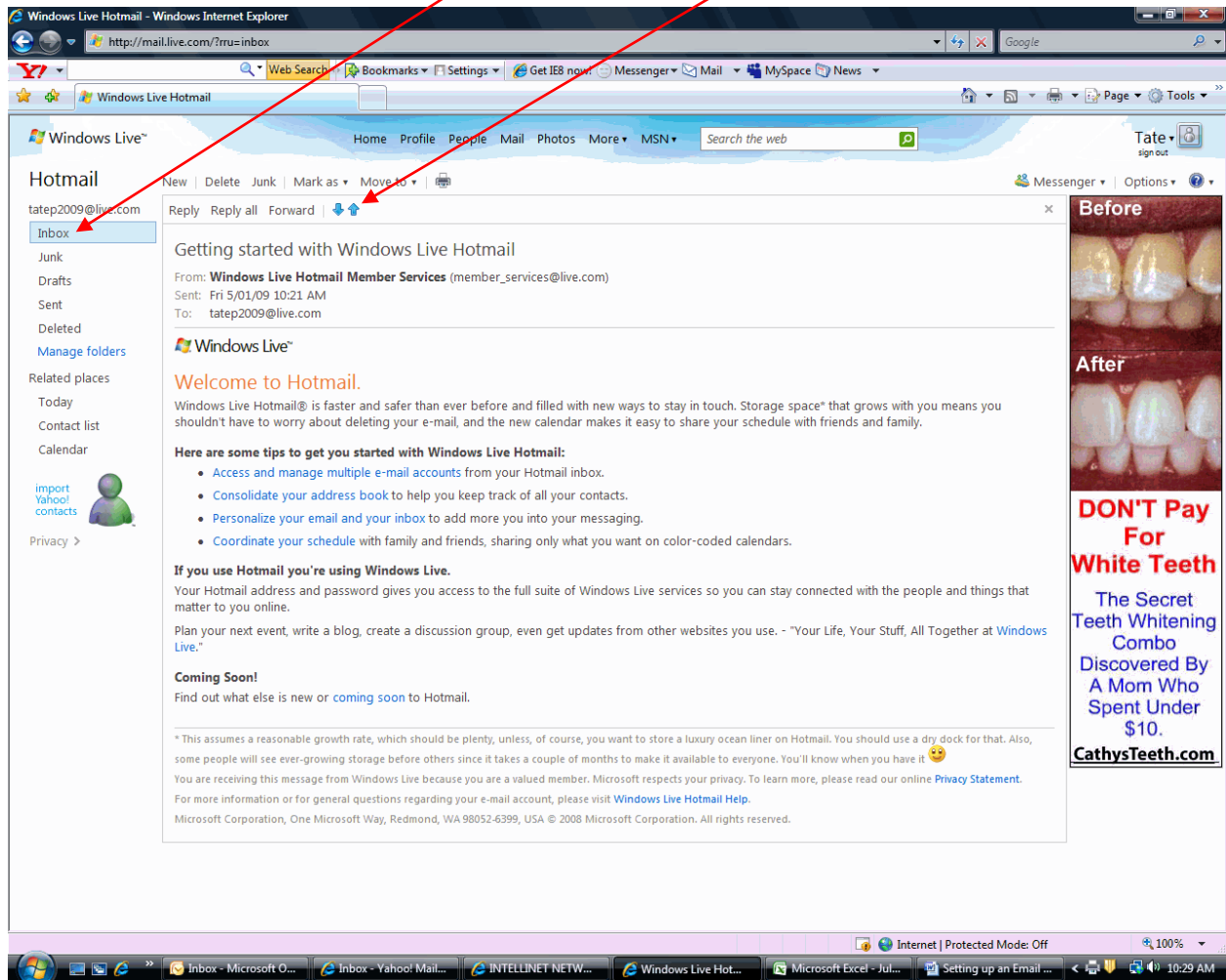
6. Click on Sign In



7. You will automatically see the emails that are in your inbox.
8. You will have to click on the subject of the email to open it.



9. To go to the next email click on **Inbox** or on the **Blue arrow** that points up or down.



10. When you are done make sure you click on Sign Out.

The screenshot shows a Windows Internet Explorer browser window displaying the Windows Live Hotmail interface. The address bar shows the URL <http://mail.live.com/?rru=inbox>. The page title is "Hotmail" and the user's email address is tatep2009@live.com. The inbox shows one message titled "Getting started with Windows Live Hotmail" received at 10:21 AM. On the right side of the page, there is a "sign out" link next to the user's name "Tate". A red arrow points from the instruction text above to this "sign out" link. Below the "sign out" link is an advertisement for FRS (Fight Fatigue and Support Immune System) featuring Lance Armstrong. The taskbar at the bottom shows several open applications, including "Inbox - Microsoft O...", "Inbox - Yahoo! Mail...", "INTELLINET NETW...", "Windows Live Hot...", "Microsoft Excel - Jul...", and "Setting up an Email...". The system clock shows 10:28 AM.