

TO: Board of Regents
 FROM: Beth Nelson
 DATE: September 8, 2021
 SUBJECT: Investment Transactions Report

Report Date: August 31, 2021

Investment Position:

As of August 31, 2021, Alvin Community College had \$ 13,250,000 invested in fourteen certificates of deposit purchased through First National Bank-Alvin, one certificate of deposit purchased through Texas Advantage Bank, one certificate of deposit purchased through the CDARS program using Texas Advantage Bank and one purchased from Amoco Federal Credit Union.


Summary:


Beginning market value		6/1/2021	\$ 18,485,000
Additions/changes to the market value:			
	a.	sales of CDs	(7,535,000)
	b.	purchases of CDs	2,300,000
	c.	TexSTAR, Value at 5/31/21	8,162,410
Ending market value		8/31/2021	\$ 21,412,410
Fully accrued interest			\$ 11,991
Interest earned on Bond Note funds			\$ 208


Pooled Funds:

The	\$ 21,412,410	currently invested was taken from the following major fund groups:
	\$ 13,250,000	General Fund 11
	\$ 8,162,410	2018 Maintenance Tax Note 66

We certify that the investments made during this reporting period are in compliance with Alvin Community College's Investment Policy and the Texas Government Code.


 Karl Stager


 Laurel Joseph


 Elizabeth Nelson

Alvin Community College
 3110 Mustang Road
 Alvin, TX 77511

(281) 756-3508
bnelson@alvincollege.edu

ALVIN COMMUNITY COLLEGE
Investment Schedule

Below is a list of Alvin Community College's investments for the period June 1, 2021 through August 31, 2021. All securities have been purchased according to the investment policy approved by the Board of Regents at the August 13, 2020 board meeting.

CD No.	Purchase Date	Due Date	Interest Rate	Term	Days Held	Principal	Interest Earned	Accrued Interest	Total
BEGINNING INVESTMENTS									
1016372516	02/23/20	02/23/23	1.700%	1096		250,000			250,000 b
520890	02/21/20	02/21/23	1.700%	1096		250,000			250,000 a
1861710	01/10/19	01/10/22	3.050%	1096		250,000			250,000 c
200000512	02/06/20	02/05/23	1.500%	1095		1,000,000			1,000,000
200000565	01/04/21	06/03/21	0.189%	150		500,000			500,000
200000566	01/06/21	06/02/21	0.184%	147		500,000			500,000
200000567	01/06/21	06/23/21	0.189%	168		1,800,000			1,800,000
200000568	01/14/21	07/06/21	0.199%	173		500,000			500,000
200000569	01/14/21	07/21/21	0.204%	188		1,800,000			1,800,000
200000570	01/14/21	07/15/21	0.204%	182		635,000			635,000
200000571	01/26/21	08/26/21	0.184%	212		1,800,000			1,800,000
200000574	02/01/21	09/02/21	0.171%	213		500,000			500,000
200000575	02/01/21	09/23/21	0.181%	234		1,800,000			1,800,000
200000581	03/23/21	10/04/21	0.140%	195		500,000			500,000
200000582	03/23/21	10/22/21	0.138%	213		1,800,000			1,800,000
200000583	03/23/21	11/01/21	0.138%	223		500,000			500,000
200000584	03/23/21	11/15/21	0.143%	237		1,800,000			1,800,000
200000585	03/23/21	12/01/21	0.143%	253		500,000			500,000
200000586	03/23/21	12/08/21	0.148%	260		1,800,000			1,800,000
Subtotal for CD Investments for Beginning of the Period						\$ 18,485,000	\$ -	\$ -	\$ 18,485,000
SALES:									
200000565	01/04/21	06/03/21	0.189%	150		500,000			500,000
200000566	01/06/21	06/02/21	0.184%	147		500,000			500,000
200000567	01/06/21	06/23/21	0.189%	168		1,800,000			1,800,000
200000568	01/14/21	07/06/21	0.199%	173		500,000			500,000
200000569	01/14/21	07/21/21	0.204%	188		1,800,000			1,800,000
200000570	01/14/21	07/15/21	0.204%	182		635,000			635,000
200000571	01/26/21	08/26/21	0.184%	212		1,800,000			1,800,000
Total Sales						7,535,000	-	-	7,535,000
PURCHASES:									
200000590	06/23/21	01/19/22	0.150%	210		1,800,000			1,800,000
200000592	07/06/21	01/10/22	0.146%	188		500,000			500,000
Total Purchases						2,300,000	-	-	2,300,000
ENDING INVESTMENTS									
1016372516	02/23/20	02/23/23	1.700%	1096	92	250,000		1,071	251,071 b
520890	02/21/20	02/21/23	1.700%	1096	92	250,000		1,071	251,071 a
1861710	01/10/19	01/10/22	3.050%	1096	92	250,000		1,922	251,922 c
200000512	02/06/20	02/05/23	1.500%	1095	92	1,000,000		3,781	1,003,781
200000574	02/01/21	09/02/21	0.171%	213	92	500,000		216	500,216
200000575	02/01/21	09/23/21	0.181%	234	92	1,800,000		821	1,800,821
200000581	03/23/21	10/04/21	0.140%	195	92	500,000		176	500,176
200000582	03/23/21	10/22/21	0.138%	213	92	1,800,000		626	1,800,626
200000583	03/23/21	11/01/21	0.138%	223	92	500,000		174	500,174
200000584	03/23/21	11/15/21	0.143%	237	92	1,800,000		649	1,800,649
200000585	03/23/21	12/01/21	0.143%	253	92	500,000		180	500,180
200000586	03/23/21	12/08/21	0.148%	260	92	1,800,000		671	1,800,671
200000590	06/23/21	01/19/22	0.153%	210	69	1,800,000		521	1,800,521
200000592	07/06/21	01/10/22	0.146%	188	56	500,000		112	500,112
Total for End of Period for CD Investments						\$ 13,250,000	\$ -	\$ 11,991	\$ 13,261,991
INVESTMENT POOL									
TexSTAR						\$ 8,162,410	\$ 208	\$ -	\$ 8,162,618

- a Texas Advantage Bank
- b Texas Advantage CDARS (First National Bank of Michigan and Mutual of Omaha Bank)
- c Amoco Federal Credit Union

ALVIN COMMUNITY COLLEGE FOUNDATION
Investment Schedule

Below is a list of Alvin Community College Foundation's investments for the period June 1, 2021 through August 31, 2021. All securities have been purchased according to the investment policy approved by the ACC Foundation Board of Directors at the February 17, 2015 board meeting.

BEGINNING INVESTMENTS 06/1/21	\$	4,238,935
Increases In Account		
Deposits		66,462
Sales Proceeds/Redemptions		-
Dividends		15,242
Interest		2
Capital Gains		-
Securities Purchased		15,242
Positive Change in value of priced securities		142,653
Decreases in Account		
Fees		(9,878)
Cash Withdrawals		-
Funds Used to Purchase Securities		(15,242)
Securities sold/redeemed		-
Negative Change in value of priced securities		-
		<hr/>
ENDING INVESTMENTS 8/31/21	\$	<u>4,453,416</u>