

# Commencement Ceremony

Presented by:  
**Sarah Azlin**

Two vertical lines are located in the bottom right corner of the page: a thin black line on the left and a thicker red line on the right.

---

---

## **Commencement Ceremony Information**

- **Friday, May 8, 2026**
- **7:30 P.M.**
- **AISD Freedom Field**
- **10855 Iowa Colony Blvd**

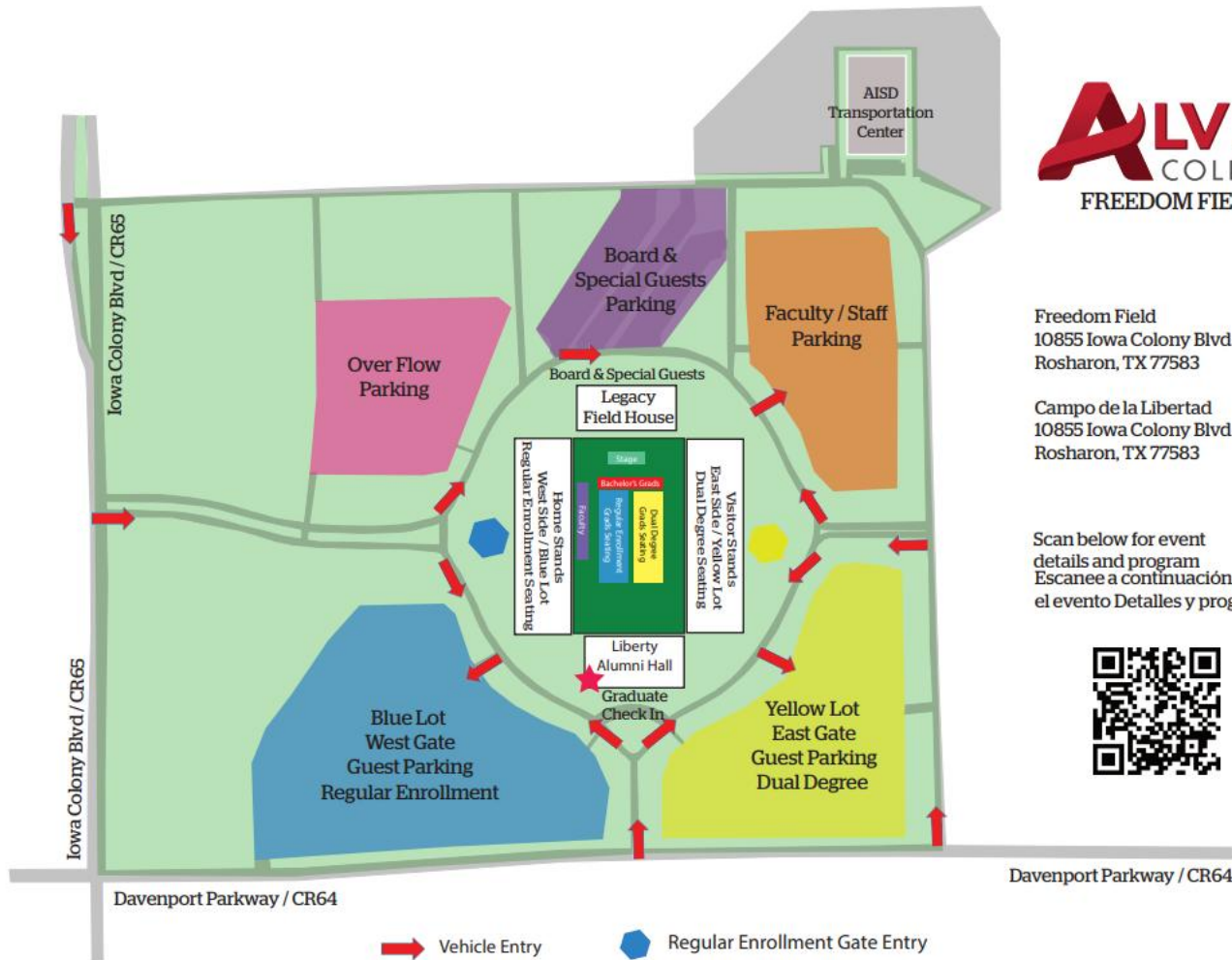
# Freedom Field Map with Key



Freedom Field  
10855 Iowa Colony Blvd.  
Rosharon, TX 77583

Campo de la Libertad  
10855 Iowa Colony Blvd.  
Rosharon, TX 77583

Scan below for event details and program  
Escanee a continuación para ver el evento Detalles y programa



- Vehicle Entry
- Regular Enrollment Gate Entry
- Graduate Check In
- Dual Degree Gate Entry

---

---

## **Guest Information**

- Special seating requests must call 281-756-3533 or email [SAS@alvincollege.edu](mailto:SAS@alvincollege.edu) at least 7 days in advance to reserve seating or other accommodations.
- The gates will open at 6:00 p.m. for guests. Guests should arrive at least 30 minutes prior to the ceremony.

---

## **Live Stream Available**

A live-stream of the ceremony will be available on the college website:

[www.alvincollege.edu/commencement](http://www.alvincollege.edu/commencement)



# **Before the Ceremony**

## Steam or Iron Gown

- Take cap and gown out of packaging several days before commencement.
- Steam gown or iron on very low heat to remove wrinkles.



## Required Attire

Dress comfortably and appropriately for the Commencement ceremony.



---

## Regalia Purchasing

- Graduates participating in commencement ceremony **must** wear a black cap and gown.
- The gowns are sized by your height.
- Regalia can be purchased at the Alvin College Bookstore - the cost is approximately \$40.

## Regalia Policy

- No flowers (corsages), pins (except PTK or ADN) on stoles.
- The appropriate way to wear the mortarboard is flat on top of the head.
- Alvin College graduates are expected to wear regalia without altering the appearance (minimum décor on mortarboard).



## Regalia Policy the Tassel

- The tassel is worn on the right before the ceremony.
- The speaker will instruct graduates to move the tassel to the left during the ceremony.



## **Phi Theta Kappa**

- Graduates who are members of Phi Theta Kappa International Honor Society can purchase their stole and tassel from the Alvin College bookstore

*PTK ADVISORS CONTACT INFORMATION:*

**AMY ACORD**

*LEAD FACULTY ADVISOR*

[AACORD@ALVINCOLLEGE.EDU](mailto:AACORD@ALVINCOLLEGE.EDU)

**RON SMITH**

*CO-FACULTY ADVISOR*

[RSMITH@ALVINCOLLEGE.EDU](mailto:RSMITH@ALVINCOLLEGE.EDU)



---

---

## **Mortarboard Policy**


Keep cap and gown decorations minimal to maintain a respectful ceremony. Alvin College may require removal of any inappropriate embellishments before participation. Examples of inappropriate decorations include, but are not limited to:

- Mortarboards with vulgar language, inappropriate verbiage or photos/graphic images
- Mortarboards with lights, balloons..etc..
- Decorations that obstruct the view of people seated behind the graduate

## Unacceptable Mortarboards



## Acceptable Mortarboards



---

## **Leave these Items at Home**

- No outside food or drinks
- No alcohol or tobacco products
- No weapons of any kind (knives, guns, chains)
- No vapes or e-cigs
- No banner, signs or flags
- No balloons
- No noisemakers, air horns, lasers or fireworks
- No roller blades or skate shoes
- No animals other than service animals
- No tripods

# **Arriving at the Ceremony**

## No Firearms

- Alvin Independent School District prohibits the use, possession, or display of any firearm.
- *Exception:* A firearm can be stored in a locked vehicle in a parking lot provided by AISD, if it is not in plain view.



---

---

## Reminder

- Leave purses, phones, backpacks or other valuables in a safe location of your choice or with a family member etc.
- Alvin College employees cannot be responsible for your belongings

## Graduate Arrival at Liberty Alumni Hall

- Graduates will check in at [Liberty Alumni Hall](#) by: 6:00pm



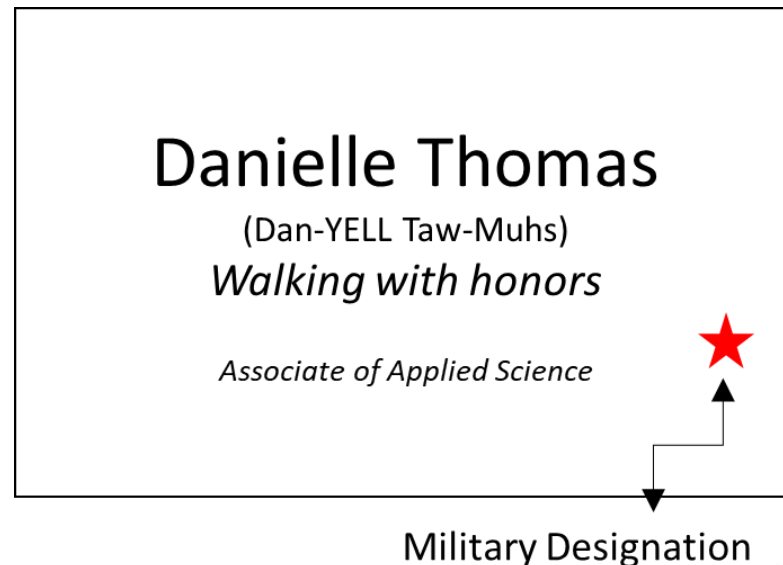
---

## **Check in at Liberty Alumni Hall by 6:30 p.m.**

- When you arrive, you will check in by DUAL OR REGULAR & then by last name.
- **Dual Enrollment** = college graduate and high school student simultaneously
- **YELLOW (EAST)**
- **Regular Enrollment** = exclusively a college student  
**BLUE (WEST)**
- Be dressed in cap and gown when you arrive.

## Name Card

- You will be given a name card when you arrive at Liberty Alumni Hall.
- If you want your name pronounced or stated differently than what is shown on your card, please make note of the change on the card.
- Be sure to hold on to that name card. It is what the speaker will use to announce your name.



## Honor Cords

Graduates who have earned cords may wear the college approved cords.

- Gold Honor Cords (students walking with honors based upon their cumulative GPA of 3.5 or higher as of the previous semester) – All credits up until the previous semester are calculated.
- Red, White and Blue Honor Cords (military service)
- White Honor Cords (honors program completers)
- Green and Blue Honor Cords (Respiratory Care Program/top 25%)

---

## Professional Photography

Photos will be taken of the graduate with the President and when the graduate proceeds off the stage.



# **During the Ceremony**


---

## **Student Processional**

- There are no seating assignments for graduates. The order in which we walk from the Hall will be the order of seating.
- **Please be sure to follow the aisle ushers and only stand in front of one seat.**


## Filing into the Graduation Arena

- Graduates will enter the field from each of the doors and walk down the sideline and then toward the middle.
- Ushers will guide the students to their row.
- Please focus on the usher's signals during the ceremony.



## Walking to the Stage

- Graduates will follow their ushers. The line will move to the left, down behind the seats and up the right side of the stadium.
- Students will be directed by ushers so **PLEASE PAY ATTENTION** to those in Polo shirts.



# **After the Ceremony**


---

## **Student Recessional**

- We will exit in a line at the end of the ceremony.
- Students are not to leave during the ceremony. Please respect your fellow graduates.
- **Please be sure to follow the aisle ushers, they will guide you out of the stadium.**

## Leaving the Graduation Arena

- Graduates will leave the field from each of the side and walk down the sideline and then toward the doors.
- Ushers will guide the students from their row.
- Please focus on the usher's signals during the ceremony.



---

## Leaving the Graduation Arena Second Angle

Graduates will leave the field from each of the sides. Please do not linger inside of the stadium.



---

# **Graduate/Alvin College Information**

## Diplomas

- Diplomas will be mailed to the address provided in early June.
- Graduates will be notified via email. \***Make sure your address is up-to-date!**
- Make certain that your account is free of any holds that would prevent you from obtaining your diploma.



---

## **Digital Diplomas**

- Alvin College is now offering digital diplomas via Parchment Award!
- Students will receive an email via Alvin College student email from Parchment Award directly.
- Download or share on social media.

---

## **Commencement Programs**

Simplified programs will be available at the ceremony, but the full program will be available on the web page.

- [www.alvincollege.edu/commencement](http://www.alvincollege.edu/commencement)

## Gratitude Photos

**Photos taken at the booth will be displayed on the mega-screen before the ceremony begins. Send a sweet message to your guests!**



---

---

## **Alvin College's Bachelors of Applied Science**

We offer a comprehensive bachelor's degree program designed to provide a strong foundation in your chosen field. Below, you'll find key details about the program, including curriculum, requirements, and what you can expect.

*View the Bachelors Program using this QR code:*



---

## **Review this Presentation on the POD**

- 1. Login>**
- 2. Records and Registration>**
- 3. My Student Records>**
- 4. Apply for Graduation**

---

## **Ceremony Reminders**

- Alvin College Commencement Ceremony is a time to celebrate your accomplishments.
- Be respectful of other members of the graduating class and those in attendance.
- Every graduate wants family and friends to hear his or her name called when receiving a certificate or degree.
- Remember to enjoy this moment as you take this very important step towards your personal and professional enrichment.

**Any Questions??**

# Giveaways!!



---

# **One Last Reminder**

## **Where Do I Go?**

**Liberty Alumni Hall**

**6:00-6:30 PM**

# **CONGRATULATIONS Alvin College GRADUATES!!**

